






CLUTCH

	MTC-No.	OE No.	Description	Models
	30 25 04	346 250 5005	Bell housing , old	
	30 25 02	346 250 1305	Bell housing,new	
	30 25 07	000 252 1145	Release ring	1928 L-LS
	30 25 05	000 252 1245	Release ring	L 1924/1928
	30 25 06	000 252 2345	Release ring	1028 A
	30 25 09	000 252 2045	Release ring	L-LA 1924 / 2624
	30 25 00	320 250 0015	Clutch bearing	L-LA 1924/2624

CLUTCH

	MTC-No.	OE No.	Description	Models
	30 25 03	343 254 0010	Release collar	L-LA 1924/2624
	31 25 00		Release bearing cpl. repair kit	
	30 25 01	343 254 0216	Support	L-LA 1924/2624
	31 25 02	343 993 0105	Pressure spring	L-LA 1924/2624
	30 25 12	000 250 7415 F & S 3151 027 131	Release bearing	L-LS 1928 L-LS 2628